

Job Name:	
Submitted By:	



**Submittal Sheet For: YN030GLSI24M3G / (3x) WT0xxGLSI24HLG**

Date \_\_\_\_\_  
 Ref. \_\_\_\_\_

**Triple (3) Circuit Ductless Inverter Heat Pump Set**

System Full Set Model: **YN030GLSI24M3G**

AHRI Reference Number: **217048769**

**Cooling Mode Performance**

Rated Cooling	27,000 BTU/hr
Ambient Range	5~131°F
SEER2 Rating	24 BTU/W·h
EER2 Rating	12 BTU/W·h

\* 100% Capacity @ Indoor DB 80°F / WB 67°F

**Heating Mode Performance**

Rated Heating	28,000 BTU/hr
Ambient Range	-13~86°F
HSPF2 IV (V)	10.5 (8.8) BTU/W·h
COP2 (47°F)	3.5 W/W

Low Heat (17°F) = 22,400 BTU / COP2 (5°F) = 2.0 W/W



Wall-Mounted Indoor Unit



Outdoor Condensing Unit



User-Selected Installation Kit



Handheld Remote Controller

**Electrical Information**

Rated Input (W)	Cooling	Heating
	2,020	1,980
Rated Current (A)	9.1	8.9
Breaker Needed	30A (Double-Pole)	
Power Supply	208~230V, 1Ph, 60Hz	

**Piping and Refrigerant**

Liquid Line (OD)	1/4 in (3)
Suction Line (OD)	3/8 in (3)
Refrigerant Precharge	R-454b (Supports 10-25 ft.)
Vertical Run/Elevation Diff.	50 ft. / 33 ft.

This combination is Energy-Star certified.

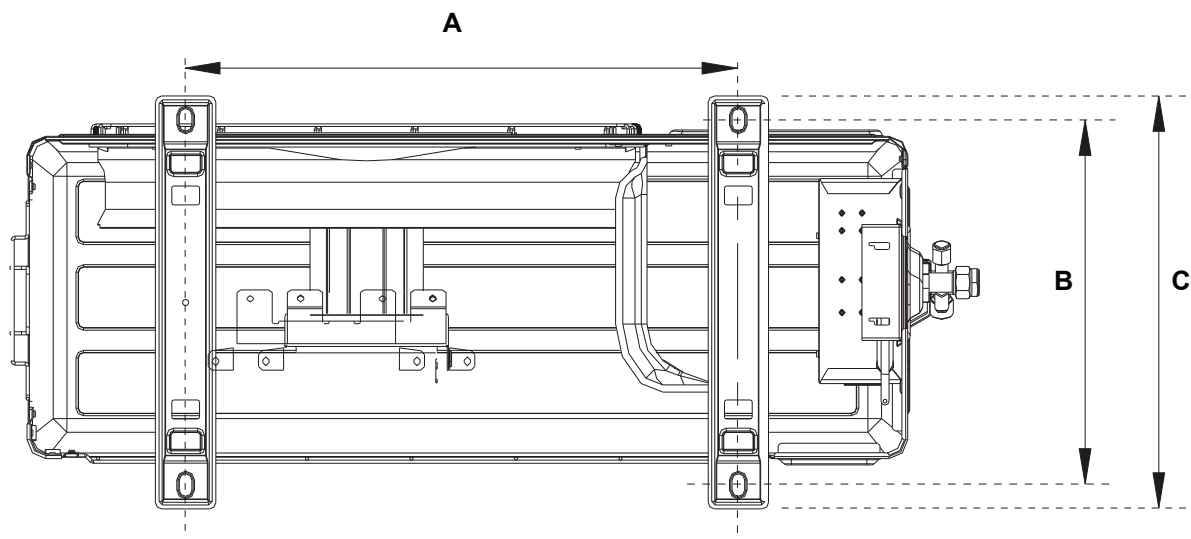


**Exterior Unit (Condenser) Specifications**

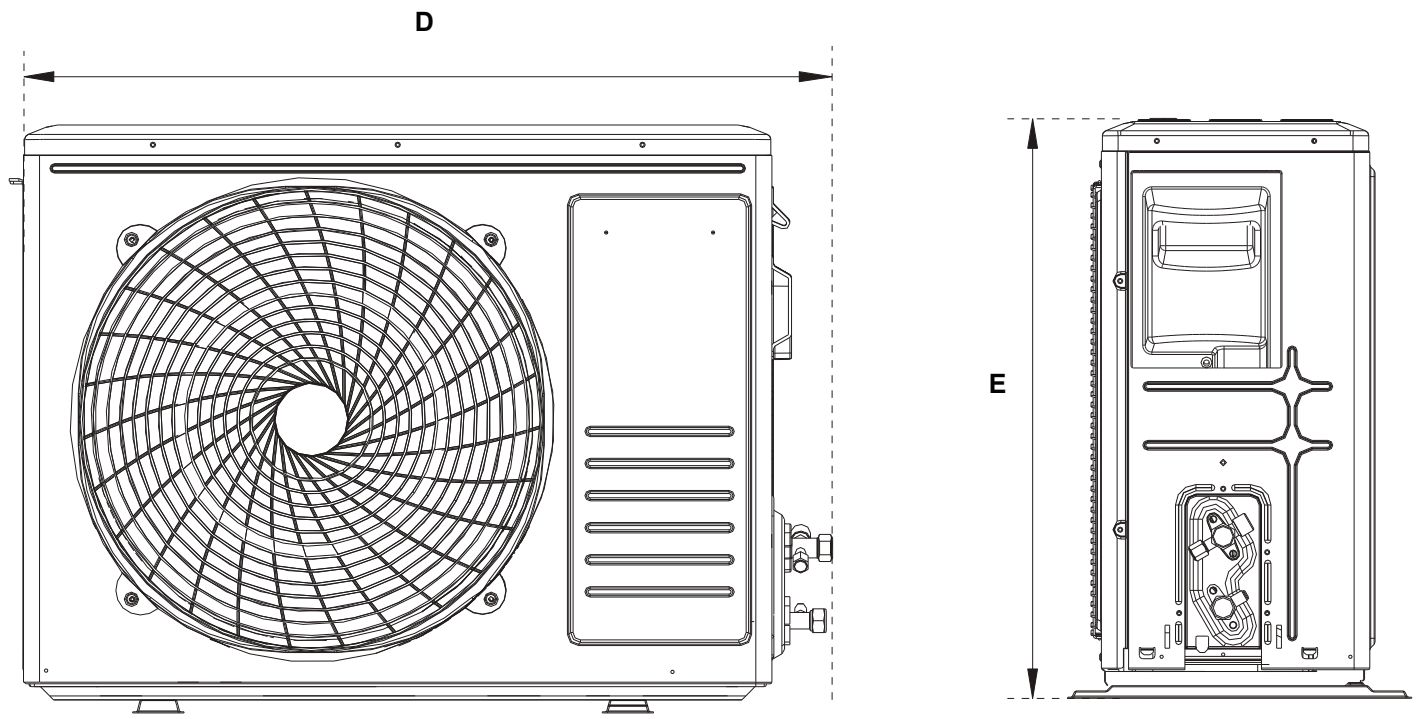
Sound Level (dBA)	62
Recommended Room Size	400~1,050 Sq. ft.
Minimum Room Size	88 Sq. ft.
Compressor	Twin-Rotary
Dimensions (WDH)	38-1/2 in x 16-1/2 in x 31-5/8 in
Weight (lbs)	119.0

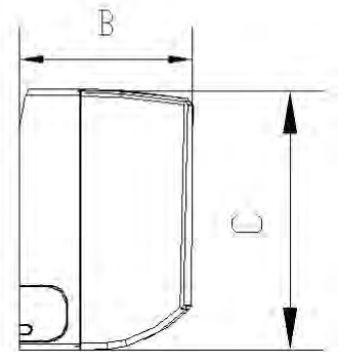

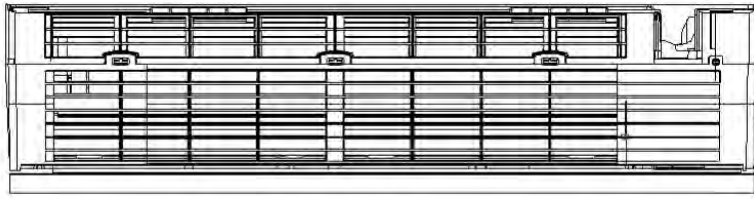
**Compatible Indoor Air Handler Units**

WT009GLSI24HLG (9K)	WT012GLSI24HLG (12K)
WT018GLSI24HLG (18K)	
Quantity	3 (Up to 36,000 BTU)
Max Circuit Length	80 ft. (9K) / 100 ft. (12K/18K)
Max Vertical Run	33 ft. (9K/12K/18K)
Adjustment Charge	0.11 oz x (L1+L2+L3-75 ft.)

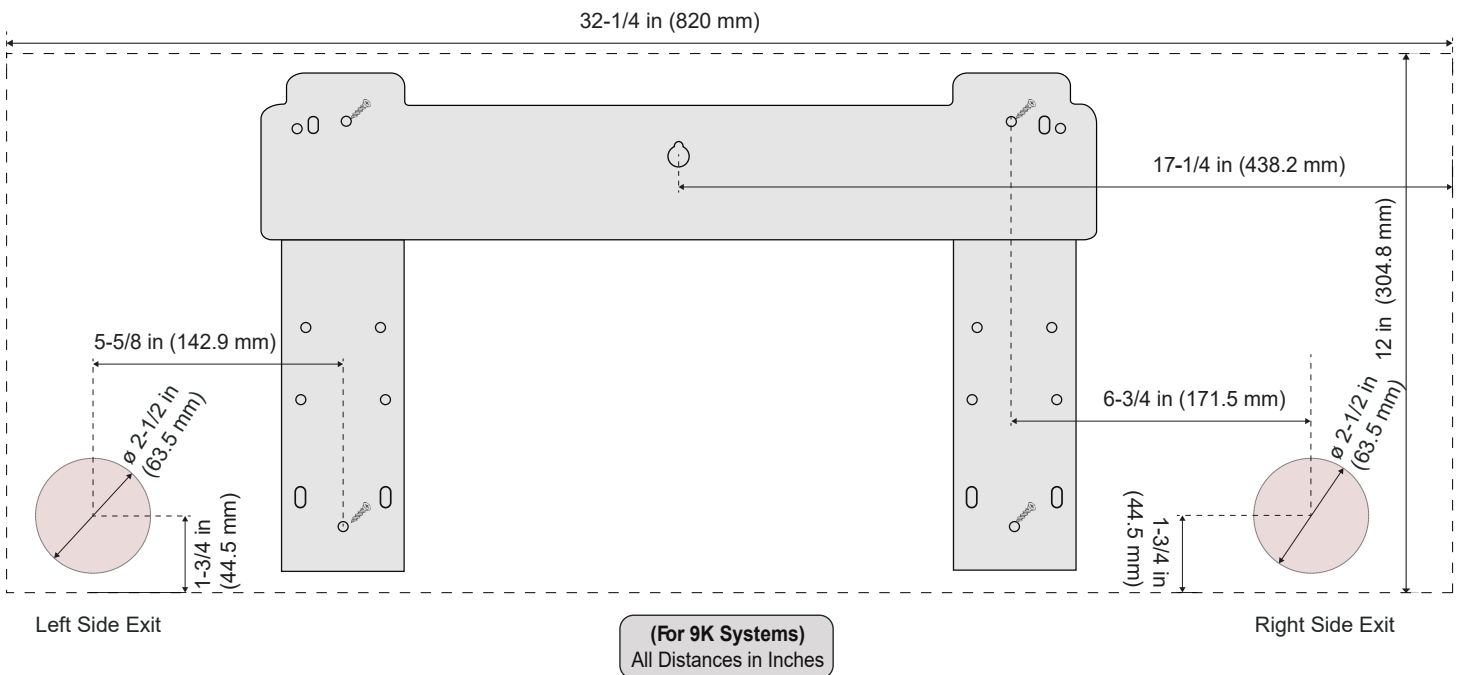


Model	A	B	C	D	E
<b>YN030GLSI24M3G</b> (27,000 BTU / 3-Zone)	23-7/8 in	15-3/8 in	16-5/8 in	38-1/2 in	31-5/8 in
	607 mm	390 mm	421 mm	978 mm	803 mm

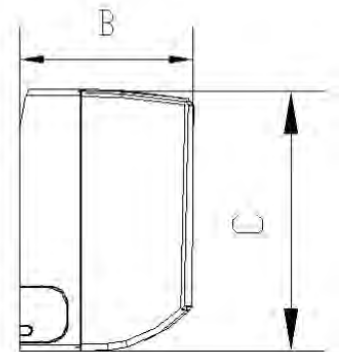
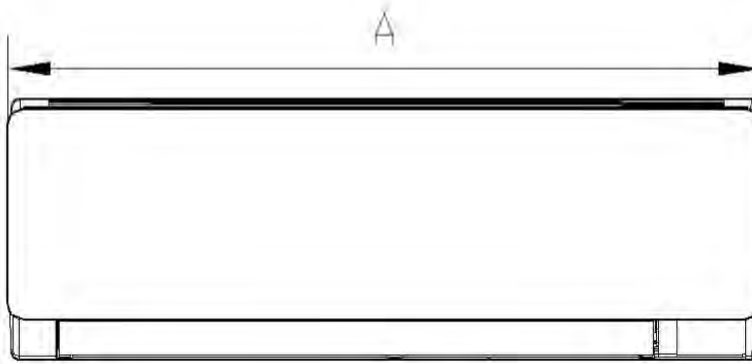
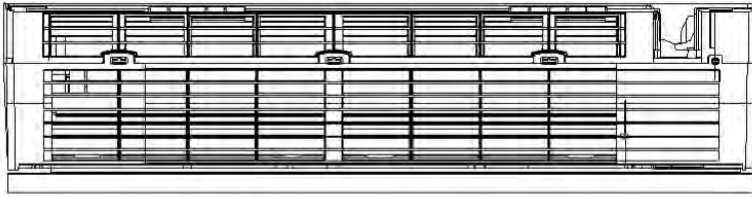




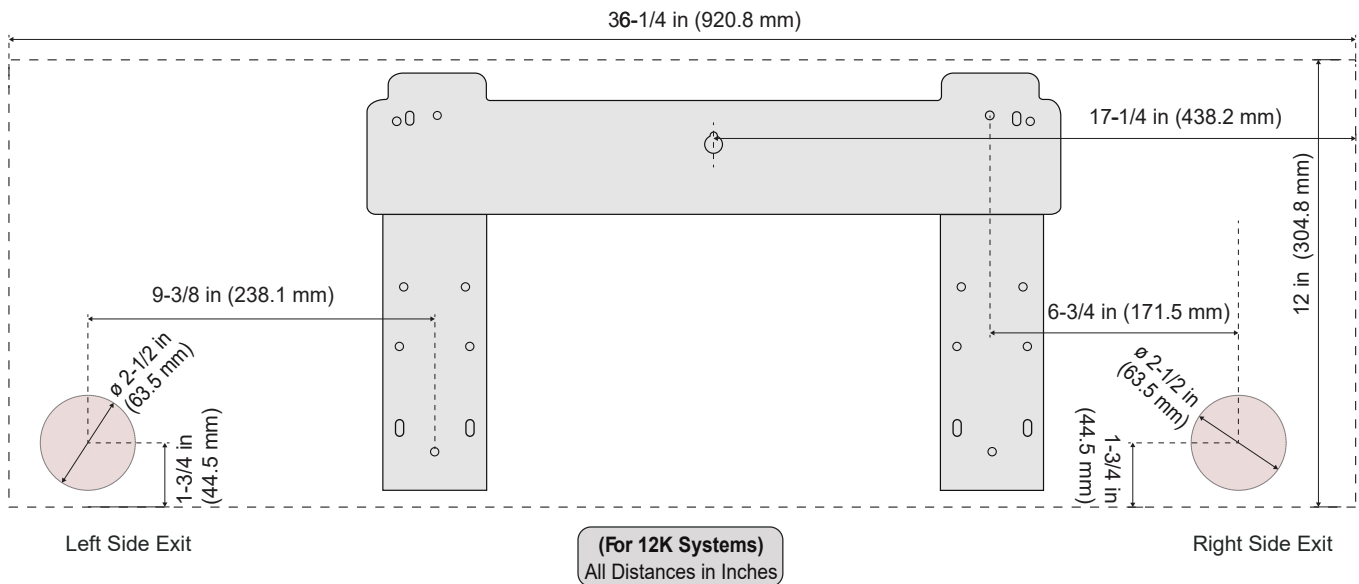
Model	A	B	C
WT009GLSI24HLG	32-1/4 in	7-3/4 in	12 in
	820 mm	195.3 mm	304.8 mm

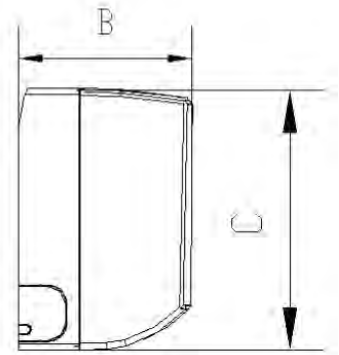

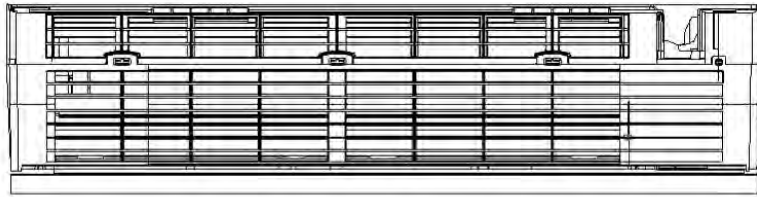


# WT012GLSI24HLG Air Handler Dimensional Data

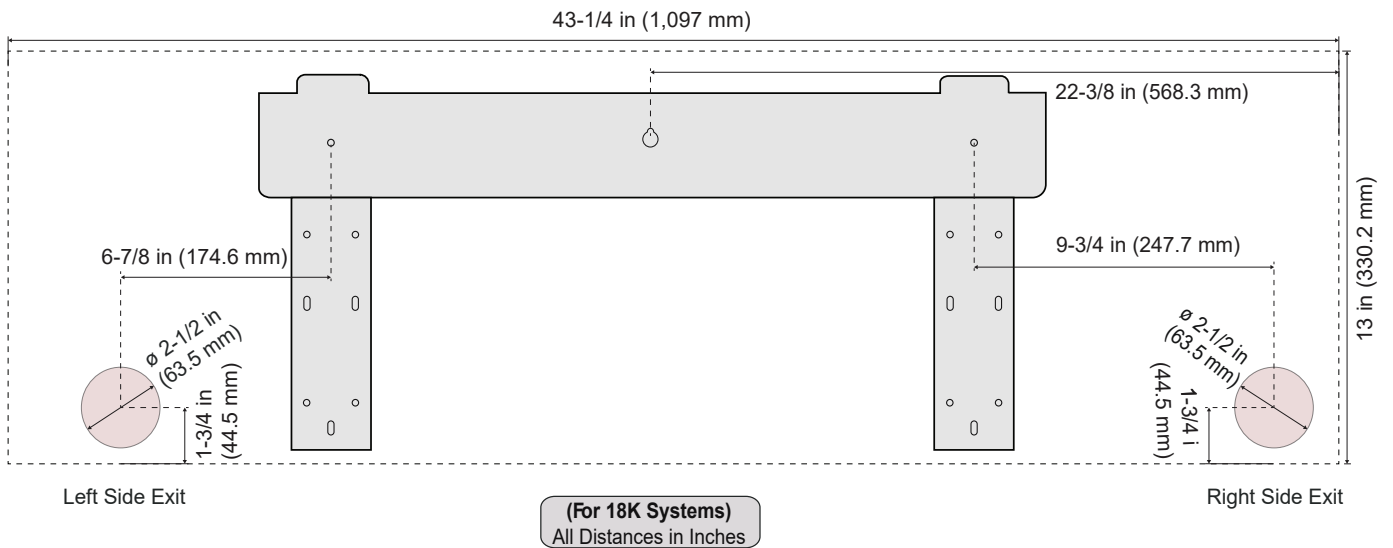


Model	A	B	C
WT012GLSI24HLG	36-1/4 in	7-3/4 in	12 in
	920 mm	195.3 mm	304.8 mm





Model	A	B	C
WT018GLSI24HLG	43-1/4 in	8-3/4 in	13-1/8 in
	1,097 mm	222 mm	331.8 mm



**WT009GLSI24HLG (Air Handler) Specifications**

Airflow Rate (cfm)	326 (Turbo)/282.5 (Hi)/235 (Med)/188 (Lo)/153 (Mute)
Sound Level (dBA)	43 (Turbo)/40 (Hi)/33 (Med)/31 (Lo)/30 (Mute)
Auto Air Circulation	2-Way Louver (Up-Down + Left-Right)
Dimensions (WDH)	32-1/4 in x 7-5/8 in x 12 in
Weight (lbs)	20.7

**WT012GLSI24HLG (Air Handler) Specifications**

Airflow Rate (cfm)	500 (Turbo)/470 (Hi)/411 (Med)/323 (Lo)/205 (Mute)
Sound Level (dBA)	46 (Turbo)/44 (Hi)/36 (Med)/32 (Lo)/30 (Mute)
Auto Air Circulation	2-Way Louver (Up-Down + Left-Right)
Dimensions (WDH)	36-1/2 in x 7-5/8 in x 12 in
Weight (lbs)	23.1

**WT018GLSI24HLG (Air Handler) Specifications**

Airflow Rate (cfm)	735 (Turbo)/676 (Hi)/529 (Med)/423 (Lo)/394 (Mute)
Sound Level (dBA)	50 (Turbo)/47 (Hi)/43 (Med)/38 (Lo)/34 (Mute)
Auto Air Circulation	2-Way Louver (Up-Down + Left-Right)
Dimensions (WDH)	43-1/8 in x 8-3/4 in x 13 in
Weight (lbs)	30.9

**Matching Table (# Circuits Utilized)**

2-Circuits	(9000-24000) + (9000-18000)
3-Circuits	(9000-18000) + (9000-12000) + (9000-12000)

**Piping Diameters**

9000 BTU	1/4 in (Liquid) - 3/8 in (Suction)
12000 BTU	1/4 in (Liquid) - 3/8 in (Suction)
18000 BTU	1/4 in (Liquid) - 1/2 in Adapter Required (Suction)
<i>(All Necessary Adapters Provided with Condenser)</i>	

*Although very seldom, if the total demand from the combined group of indoor units exceeds the rated capacity of the outdoor unit, the capacity of each indoor unit will be annotated accordingly.*

*Every indoor unit attached to a multi zone system will operate at a random, self regulated capacity, based on the actual demand it measures from the zone it is serving (Between 30% to 100% of its rated capacity) or turn Off as needed.*

**Warranty Information and Length**

Complete warranty details are available with the vendor or online at <https://www.pdhvac.com/support/warranty/>. This high quality system is eligible for up to **10** years limited warranty on the compressor, and **7** years on other internal parts. To qualify for this warranty, the system must be installed within 90 days by a registered technician. All other installations that are registered default to **5** years parts/compressor. Products unregistered qualify for only **1** year parts/compressor warranty.



**Outstanding Features**

- LED Display
- Energy Saving
- Ultra-Thin Design
- Dual Drain Options
- Customizable Timer
- Eco-Friendly Refrigerant
- Whisper-Quiet Operation
- Power Loss Memory Recovery



**Available Accessories**

Part Number	Description
IKT-LCVR4P-KIT	Decorative PVC Line Cover Kit
IKT-LNBR-1/4-3/8	BendAid Flexible Easy Bender Kit
BRK-FRM-C-2P	Folding Mounting Bracket w/ Leveler
IKT-UVL32UL-AG	UVC Bacterial Disinfection Kit
IKT-SURPRK-DV2	Ultimate Surge and Power Protection