

J-WP31 MultiSINK

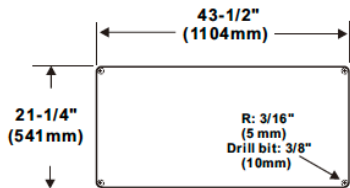
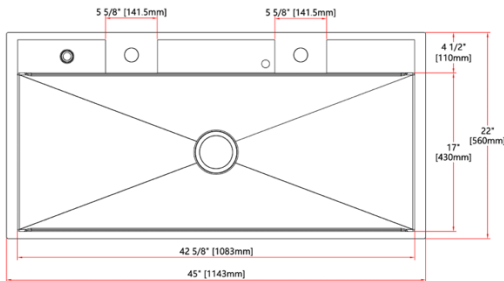
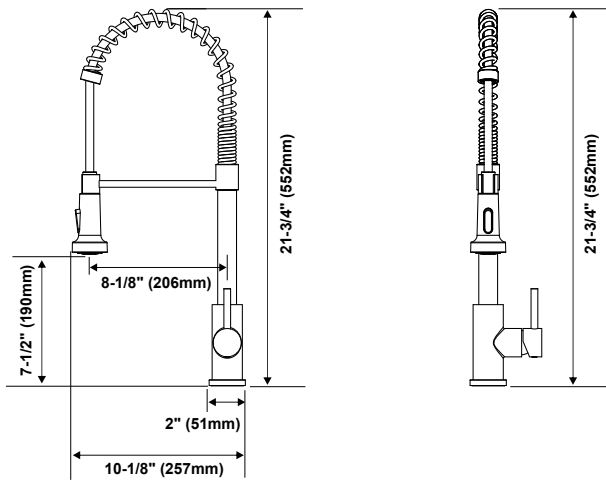
J-WP31 18ga 45" MultiSINK Kit with Glass Cleaning Station & WaterWALL

Includes a 45" X 22" X D10" 18ga 304 Stainless Steel, Dual Mount, Multi Level Kitchen Sink with Glass Cleaning Station. 304 Stainless Steel, High Neck Chef Faucets, WaterWALL and Tailor-Made Accessories

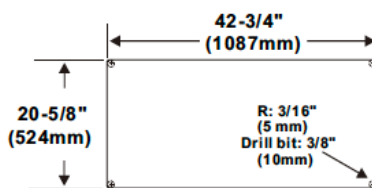
MultiSINK Features:

- With its 3 working levels the **MultiSINK** provides Total Freedom for Kitchen work. All accessories can be placed freely in any of the different levels
- Unique & Convenient built-in **Glass Washing Station** to clean glasses & mugs
- Comes with **Three Large Drying Grilles** to dry glasses, sponges, etc. optimizing your deck space
- Revolutionary adjustable-angle **WaterWALL** rinsing ensures thorough cleaning of vegetables and fruits, large plates and chopping board with ease
- High grade, durable 304 Stainless Steel sink and ALL accessories
- Dual mount sink, can be top mount or under mount. All hardware included
- Expertly handcrafted sink with a precision slope for effortless drainage, combining functionality with timeless elegance
- Designed with a 5mm radius on each corner for a sleek look and easy maintenance
- 16.85" x 9.85" Auxiliary Sliding Sink for smaller jobs
- Large 16.85" x 7.9" Colander for washing & rinsing
- Three 16.85" x 12.75" and one 16.85" x 3.5" Roll-up Grids protect sink and can be placed in all the levels as extra utility racks and working surface. Its heavy-duty grade can carry pots & pans and its roll-up capabilities make them very easy to store away. They also provide you with a completely flat working area at the bottom of your sink!
- 16.85" x 11.8" Eco-Friendly Bamboo Double-Sided Chopping Board. The closed juice groove side can be used on the counter-top; the open juice groove side can be used straight on the sink guiding the juices back into the sink. No mess.
- Modern Stainless Steel Strainer with high capacity basket to collect debris





Cutout for Top mount & Under mount 3/8" reveal



Cutout for Under mount Zero reveal

NSF/ANSI/CAN 372
NSF/ANSI/CAN 61



FORNO ACQUA offers you ONLY certified products — including every component — for safety and compliance — ensuring reliability, safety and lasting performance.

CTM Maison Elite Inc.
11420 Albert Hudon, Montreal,
Quebec, Canada H1G 3J6
1-866-231-8893
Info@ctmmaisonelite.com
www.CTMMaisonElite.com



Faucet Features:

- **Two High Grade Stainless Steel Faucets with Three Distinct handy functions:**
Strong Blade Boost for power washing; Aeriated for regular water flow; and Shower for rinsing
- Professional Look, High Neck Chef Faucet maximizes sink space

Sink & Accessories Specifications:

- SS304 Dual Mount MultiSINK L45" x D22" x D10" 18ga (IAPMO Approved)
- SS304 Sliding Sink L16.85" x W9.85" x D3.95"
- SS304 Colander L16.85" x W7.875" x D3.25"
- Doubled-Sided Bamboo Chopping Board L16.85" x W11.8" x T0.75"
- Three SS304 Large Roll-Up Grids L16.85" x W12.75"
- One SS304 Small Roll-Up Grid L16.85" x W3.5"
- Stainless Steel Strainer (cUPC Approved)

Kitchen Faucet Specifications:

- Two H21-3/4" Stainless Steel 304 Kitchen Faucets
- Three Function Faucet Head
- Plumbing IAPMO Approved, Max.1.8GPM
- NSF/ANSI/CAN 372 Lead Free Plumbing Approved
- NSF/ANSI/CAN 61 Drinking Water Health Systems-Health Effect Approved

WaterWALL Specifications:

- Large Swivel angle with convenient pivoting action
- Overall Length 9-1/4"
- Convenient Diverter for toggling between the Faucet and the **WaterWALL**
- Plumbing IAPMO Approved, Max.1.8GPM
- NSF/ANSI/CAN 372 Lead Free Plumbing Approved
- NSF/ANSI/CAN 61 Drinking Water Health Systems-Health Effect Approved

Glass Washing Station Specifications:

- With powerful Turbo rotation action for deep cleaning glasses, cups and other vessels
- Safety Check Valve to avoid backflow
- Plumbing cUPC Approved, Max.1.8GPM
- NSF/ANSI/CAN 372 Lead Free Plumbing Approved
- NSF/ANSI/CAN 61 Drinking Water Health Systems-Health Effect Approved

Packaging:

- ISTA 6 Certified E-Commerce Packaging – Drop test for reliable delivery
- N.W: 58.7LBS (26.7KGS); G.W: 78LBS (35.5KGS)